

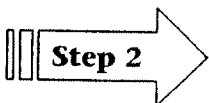
## How to register for www.myCIGNA.com

*The Award-Winning CIGNA Member Website*



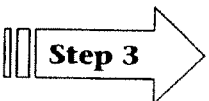
**Step 1**

Enter www.myCIGNA.com in the web address line on your browser.



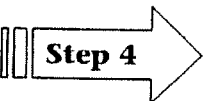
**Step 2**

Click on the **“Register”** button in the **Member Log In** section located on the left side of the page.



**Step 3**

Enter your **Date of Birth, ZIP Code** and either your **Employee ID number or Social Security Number** which is printed on your ID card.



**Step 4**

Enter **Demographic & Security Information:**

- First Name
- Last Name
- Email address (optional)
  
- City of Birth
- Answer to Personal Question to confirm identity
- Permanent User ID
- Permanent User Password



**Step 5**

A **Confirmation Page** should then appear. Click “Accept” if all information is accurate.

***Congratulations! You are now registered for myCIGNA.com.***

***My User ID is*** \_\_\_\_\_

***My User Password is*** \_\_\_\_\_